

FERNWOOD COLLECTION - CUSTOM BLEND

DESIGNER'S CHOICE STONE





MANITOU COLLECTION



CONTENTS

4	DESIGNER'S CHOICE STONE
6	CENTRAL COLLECTION
8	FERNWOOD COLLECTION
10	OLD TOWN COLLECTION
12	MIDTOWN COLLECTION
14	SLAB TOWN COLLECTION
16	SHORELINE COLLECTION
18	MANITOU COLLECTION
20	MICHIGAN COLLECTION
22	COBBLE COLLECTION
24	DESIGN ELEMENTS
25	NATURAL STONE 101
26	NATURAL FACES OF STONE
27	GROUTING TECHNIQUES

DESIGNER'S CHOICE STONE is a premier brand of Natural Stone Veneer, available exclusively at The Concrete Service, Inc. Featuring nine unique collections, each showcasing at least twelve custom blends of color and style, these selections have been crafted with the input of some of the most innovative architects and designers from Northern Michigan and beyond.

From the rustic charm of Arcadia Ledge to the cool tones of Glen Arbor Grey and the timeless appeal of the M-22 Blend, Designer's Choice Stone embodies a lifestyle that's deeply rooted in nature and inspired by the beauty of the Traverse City region.

Even the names of our collections -Old Town, Slab Town, Mid Town, Boardman-reflect the spirit of Northern Michigan's rich heritage.

We invite you to explore our updated Design Showroom to view these inspiring collections in person. Or collaborate with our staff to create a custom blend uniquely tailored to your vision!





BLACK RIVER LEDGE



BLACK RIVER LEDGE

NATURAL STONE COLLECTIONS

CENTRAL COLLECTION



OVERCAST STACK 468

The **Central Collection** from Designer's Choice Stone combines a wide variety of stones into one beautiful blend. They represent a mixture of weathered edge, splitface, and bedface. No matter what your vision, Designer's Choice Stone can help bring it to reality. Most options are available in both full veneer and thin stone veneer.

Heights: 2" to 6" and 6" to 9" | Lengths: 8" to 30"

Color tones: beige, tan, gold and rusty orange



Central Ashlar



**Central Cream
Stack 468**



Eighth St. Dimensional



Freshwater Ashlar



**Moose Jaw Tumb.
Ashlar**




**Overcast Stack 486
Tile**



Platinum Ashlar



Shoreline Ledge 246



Sunrise Ashlar



West End Ashlar



Whitetail Ashlar



Whitetail Ledge 246

NATURAL STONE COLLECTIONS

FERNWOOD COLLECTION




CHAPEL LEDGE

Embrace Timeless Charm with the **Fernwood Collection**

The Fernwood Collection from Designer's Choice Stone brings the rugged beauty of nature into your home, offering a perfect blend of rustic elegance and enduring style. Whether enhancing the warmth of a farmhouse kitchen or adding a touch of natural character to your fireplace surround, this collection speaks to those who appreciate authenticity and craftsmanship.

Crafted to complement both interior and exterior designs, the Fernwood Collection features rich textures and earthy tones that feel right at home in any setting. From weathered stone finishes to subtle, organic hues, it's the ideal choice for creating spaces that feel personal, welcoming, and timeless.

Let the Fernwood Collection help you build a home that tells a story—one of comfort, charm, and lasting beauty.



Chapel Ashlar



Chapel Ledge



Chapel Sq./Rect.



Country Club Mosaic



Double Eagle Ledge



Double Eagle Mosaic



Fairway Hills Ledge



Fairway Hills Mosaic



Fernwood Ashlar



Fernwood Ledge



Fernwood Mosaic



Fernwood Sq./Rect.

OLD TOWN COLLECTION



LELAND LEDGE

The **Old Town Collection** from Designer's Choice Stone is one of the most beautiful collections of natural stone available. This is a selection of stones that are set in a random ashlar pattern dominated with taller or blocky pieces. The blends may consist of bedface, splitface or hand-rockfaced pieces. As the name suggests, you will attain a rugged or formal look however your installation is done.

Heights: 2" to 6" and 6" to 9" | Lengths: 3" to 10"

Color tones: beige, tan, gold, grey, brown and rusty orange



Arcadia Ledge



Bellaire



Bowers Harbor Blend



Dark River Ledge



Empire Bluff Blend



Good Harbor Blend



Lake Ann Blend



Leland Ledge



North Bar Blend



Suttons Bay Cobble



Union St Blend



West Bay Blend

MID TOWN COLLECTION



M-22 BLEND

The **Mid Town Collection** from Designer's Choice Stone is one of our most popular ashlar shaped profiles. The ageless beauty of natural stone is exemplified with the Mid Town Collection. This collection offers blends of weathered edge, seamface and snapped edge stone which will determine size, texture and color. Depending on how it is installed, you can vary the final look of your project.

Heights: 2" to 6" and 6" to 9" | Lengths: 2" to 12"

Color tones: beige, tan, gold, grey, carbondale and rusty orange



Deep Water Point Blend



Fishtown Blend



Glen Arbor Grey



Kewadin Blend



Leland Cobblefield



M-22 Blend



Manitou Rustic



Platte River Blend



Silver Lake Grey



South Bar Blend



Stoney Point Blend



Torch Lake Blend

SLAB TOWN COLLECTION



PLATTE RIVER BLEND

The **Slab Town Collection** from Designer's Choice Stone is a style of stones that are very rugged and irregular. These stones are irregularly shaped pieces of bedface stone. The random shapes and sizes of these rough-edge stones create exciting patterns for both contemporary and rustic classics

Heights: 2" to 6" and 6" to 9" | Lengths: 8" to 30"

Color tones: beige, tan, gold and rusty orange



Clubhouse Blend



Crystal Lake Blend



Duck Lake Castle



Island View Blend



Late Harvest Blend



Lochenheath Blend



Mackinac Stakledge



Old Mission Lighthouse Blend



Old Town Tumbled



Slabtown Blend



Torch Bay Rustic



Vineyard Blend

NATURAL STONE COLLECTIONS

SHORELINE COLLECTION



SEASHORE

The **Shoreline Collection** from Designer's Choice Stone captures the tranquil beauty and timeless allure of Lake Michigan's shores, making it a versatile choice for both exterior and interior applications. This collection echoes the serene elegance of natural stone, seamlessly bringing the essence of the lakeshore into every corner of your home.



Beach Cove Sand Dune



Beach Cove



Bonfire



Coastline



Coastline Riverfront



Headwinds



Lighthouse



Marshland



Offshore



Overlook



Riverfront



Sandbar



Sandcastle



Seashore



Streambed



Waterway

MANITOU COLLECTION



MANITOU COLLECTION

The **Manitou Collection** from Designer's Choice Stone brings color to the forefront. With a variety of vibrant colors, the Manitou Collection promotes uniqueness. It illustrates the strength and beauty of granite. Depending on how it is installed, you can create a look that identifies your project with your tastes.

Heights: 2" to 6" and 6" to 9" | Lengths: 8" to 30"

Color tones: beige, tan, gold, brown, purple, green, grey and orange



Arbutus Ledge



Arbutus Sq./Rect.



Birch Ashlar



Birch Mosaic



Birch Sq./Rect.



Cedar Ledge



Cedar Sq./Rect.



Forest Ledge



Forest Sq./Rect.



Moon Shadow Ashlar



Moon Shadow Ledge



Moon Shadow Sq./Rect.

NATURAL STONE COLLECTIONS

MICHIGAN COLLECTION



BLACK RIVER LEDGE

The **Michigan Collection** from Designer's Choice Stone is created from the very foundations of this Great Lakes State. This collection contains some of our most popular color blends and textures. From the subtle greys and earth tones found in Black River Ledge and Great Lakes Ashlar to the majestic, vibrant colors of Michigan Cobble and Split Fieldstone, these stones say "Welcome to Northern Michigan."

Heights: 1" to 9" | Lengths 5" to 18"

Color tones: Shades of grey, earthy beige, red



Black River Ashlar



Black River Ledge



Grand Sable Ashlar



Great Lakes Ashlar



Hemlock Ashlar



Hiawatha Castle



Huron Ledge



**Michigan Cobble
Fieldstone**



**Michigan Split
Fieldstone**



Old Mission Ashlar



Thunder Bay Ashlar



Wolf Creek

COBBLE COLLECTION



RIVER ROCK COBBLE

The **Cobble Collection** from Designer's Choice Stone embodies rustic charm and timeless elegance. Crafted to showcase the organic beauty of natural freeform stone, this collection captures the essence of Old World design, perfect for creating spaces that are both inviting and enduring.

Featuring native **Michigan Fieldstone** alongside carefully curated blends from other regions, the Cobble Collection offers unparalleled uniqueness and character. Whether used for a cozy fireplace, a striking facade, or an outdoor retreat, this stone delivers a one-of-a-kind aesthetic, ensuring your project remains a standout for years to come.



Adirondack Fieldstone



B & W Splitface



Birchwood Cobble



Fernwood Round



Lake Michigan Cobble



Lisbon



Old Barn Blend



River Rock Cobble



Split Fieldstone

DESIGN ELEMENTS TO COMPLETE YOUR PROJECT



MAGRAHEARTH'S NON-COMBUSTIBLE PRODUCTS

can be placed closer to the fireplace and lower than their real wood counterparts. We offer the designer a new tool to solve the "Mantel Clearance" issues arising from the placement of televisions and artwork.

Available in several dimensions, colors and styles. Visit our showroom for display samples.




INDIANA LIMESTONE SILLS

Perfect for capping wainscot areas and window openings.



FIREPLACE HEARTH STONES

Many colors and textures to choose from and available in custom sizes



NATURAL STONE 101: FULL VS THIN



DESIGNER'S CHOICE STONE

Natural stone thin veneer is a captivating alternative to full stone

It was developed to give architects, designers, builders and homeowners a choice that expands their creativity.

FULL VENEER

Typically 3" to 5" in depth

Requires a foundation footing
Installed with wall ties

Average 35 to 40 square feet
per ton coverage

Strong and time-tested method
of installation

ADVANTAGES OF THIN STONE

Same high quality stone as full veneer

Typically 3/4" to 1 1/2" in depth

Similar in weight to artificial stone

Reduced weight allows it to be installed
where full veneer cannot or is too difficult

Requires no foundation footing
- it's supported by the wall rather
than the footing

Average of 135 square feet
per ton coverage

Long lasting durability that's based
on proven track record over centuries
with full veneer

Each piece is different and unique,
allowing a creative and custom pattern

Similar in costs to artificial stone
- only it's the real thing!

NATURAL FACES OF STONE

SPLITFACE

Stone that has been broken by a hydraulic splitter to a specific size



SPLITFACE

SEAMFACE

A vertical crack in the quarry that is exposed to the elements, often showing coloration; this is the edge of the stone.



SEAMFACE

WEATHERED EDGE

This is a natural alteration by either chemical or mechanical processes due to the action of atmospheric conditions, surface waters, soil and other groundwaters, along with temperature changes. This has more of a grooved or textured face.



WEATHERED EDGE

BEDFACE

The natural top or bottom of a layered stone = a flagstone face. It's also called natural cleft.



BEDFACE



Natural stone supports a green lifestyle

GROUTING TECHNIQUES

Throughout our entire brochure our swatches focus on the beauty and color of the stone. We do this because grout, and sometimes the lack of it, has an amazing impact on the look of the final product.

There are three factors that are very important in stone masonry:

- Selecting the right stone for the project
- Selecting a good mason
- Selecting an appropriate grout technique

There are three distinct stone grout techniques that masons can do:

RAKED JOINT

Also known as a standard joint, is achieved by laying each stone roughly one finger width apart from each other, then grouting between each stone. Once the mortar is semi-dry it is later "raked" with a variety of masonry tools to ultimately achieve a consistent depth.

FLUSH JOINT

A flush joint is when a trowel is held flat against the stone or brick and moved along the surface, so as to cut away the excess mortar. The resulting joint is flush with the stone.

OVERGROUT JOINT

The grout overlaps the face of the stone, widening the joints and making them very irregular. This technique tends to give the stone a rustic and aged appearance.

Always have your mason make a mock-up of the grout technique you wish to use prior to beginning the actual installation so you understand how the stone will look on a larger scale.



RAKED JOINT



FLUSH JOINT



OVERGROUT JOINT

DESIGNER'S CHOICE STONE

AVAILABLE EXCLUSIVELY AT THE CONCRETE SERVICE



SHOWROOM 3743 West Front St.

Traverse City, MI 49684 | (231) 946-7880

www.theconcreteservice.com



Due to printing limitations, color and texture may vary from the actual product.

Final selection should always be based on an actual product sample.

For more information contact your Concrete Service Sales Representative.